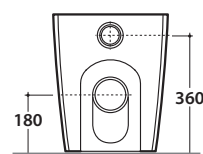
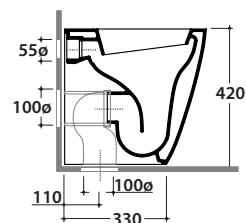
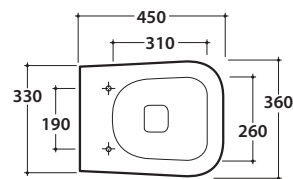


STONE VASO SS002.BI

GLOBO



Cod. **SS002.BI**

Vaso a terra con carico e scarico regolabile MULTI. Scarico parete trasformabile a pavimento tramite curva tecnica fornita a richiesta. Installazione fi lo parete.

Scarico 4,5/3 Lt. Completo di fi ssaggi. Peso 22 Kg

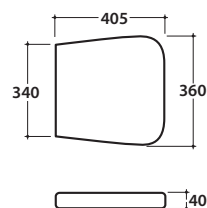
Floor mounted pan with adjustable water inlet/outlet MULTI. Wall drain turning into fl oor drain by means of the PVC pipe supplied on demand. Back to wall installation. Drain 4,5/3 Lt. Fixing kit included. Weight 22 kg.



Cod. **SS023BI**

Coprivaso in termoindurente cerniere cromate. Peso 3 kg.

Thermo-seating seat-cover with chromium-plated hinges. Weight 3 kg.



Cod. **SS026BI**

Coprivaso in termoindurente chiusura rallentata. Peso 3 kg.

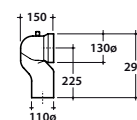
Thermo-seating seat-cover with soft-closing system. Weight 3 kg.



Cod. **VA079***

Curva tecnica per lo scarico a pavimento ø 11.

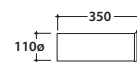
Elbow pipe for floor drain ø 11.



Cod. **VA076**

Raccordo per scarico a parete cm. 35

Pipe for wall drain 35cm.



Cod. **VA132**

Riduttore flusso di scarico.

Flow reductor.